



# 3480 Series Commercial Fan Forced Recessed Mounted Ceiling Heater with Disconnect Switch

Data Sheet

## General Characteristics 3480 Series Commercial Fan Forced Recessed Mounted Ceiling Heater with Disconnect Switch

White powder coated 20 gauge grill.  
 All units have manual reset thermal limit, 24V control transformer, and 24V relay (A1 suffix).  
 Enclosed steel fin sheath element.  
 Rough in dimensions: 23 1/16" sq. x 9 1/8" deep.  
 Maximum mounting is 12'.  
 Made in U.S.A.  
 Optional controls must be factory installed. Field installation is not acceptable and violates Listing and factory warranty.  
 Degree F air rise is measured at 1,000 F.P.M. and 600 CFM Throw designed for 8 to 12 foot ceilings. dB = 63.9.  
 Unit Weight: 45 lbs. | Low Voltage: UT1001.  
 Recommended remote thermostats: Low voltage: UT1001.  
 Maximum mounting is 12' AFF.  
 Includes Disconnect Switch.

**Product Applications 3480 Series Commercial Fan Forced  
 Recessed Mounted Ceiling Heater with Disconnect Switch**  
 Air Heater for Forced Ceiling.

**Warranties 3480 Series Commercial Fan Forced Recessed  
 Mounted Ceiling Heater with Disconnect Switch**

Manufacturer's Limited Warranty: 1 Year.

## Product Specifications

Contractor shall supply and install heavy duty ceiling mounted forced air electric heater(s) of the wattage, voltage and phase as indicated on the plans. The heater shall be so designed to provide an even distribution of heated air to the space to be heated by drawing return air in the periphery of the heater, across and through the element and be discharged from the center section of the heater by means of an electric motor and axial flow fan blade. Heaters shall be recessed type and mounted flush with the finished ceiling. The return grille assembly shall be constructed of a one piece heavy gauge steel with 1/4" slots for return air and concentric rings for uniform air discharge. Grille assembly shall be attached to chassis by tamper-resistant (allen head) machine screws. All parts of enclosure shall be heavy gauge steel, zinc coated both sides and finished in neutral off white powder coat paint. Enclosure shall be constructed of 1/6" x 3/8" rounded edge horizontal steel louvers which shall be spaced for maximum opening of 5/16". Louvers shall be welded at every intersection to evenly spaced 1/8" diameter vertical members. Discharge grille to have concentric rings for uniform air discharge. Grille assembly shall be attached to chassis by tamper-resistant (allen head) machine screws. All part of enclosure shall be heavy gauge steel, Zinc coated both sides and finished in neutral off white colored powder coat finish. Motor shall be permanently lubricated, unit bearing, totally enclosed, with impedance protection. Motors shall operate at no more than 1300 RPM and shall be same voltage as the heater. Heaters shall have a rating of 600 CFM at 1,000 F.P.M. with a maximum temperature rise of 44°F and 63.9 dB sound level. Element assemblies shall consist of two or three corrosion resistant steel sheathed type elements mechanically bonded to common corrosion resistant steel fins. Each sheathed element shall consist of helically coiled Nickel Chromium alloy resistant wire completely embedded in and surrounded by magnesium oxide, enclosed and wedged into corrosion resistant steel sheaths. Elements shall have 2" cold conductor pins extending into sheath and shall have a density of no more than 60 Watts per inch. Heaters shall be equipped with a "manual reset" thermal overload which disconnects elements and motor in the event normal operating temperatures are exceeded. For safety, if opened due to abnormal temperature, thermal overload shall remain open until manually reset. Automatic reset thermal overloads which allow the element to continue to cycle under abnormal conditions will not be accepted. Heaters shall be ETL listed.





**3480 Series Commercial Fan  
 Forced Recessed Mounted  
 Ceiling Heater with  
 Disconnect Switch**

**Data Sheet**

Specific Characteristics 3480 Series Commercial Fan Forced Recessed Mounted Ceiling Heater with Disconnect Switch										
Item #	KW	BTU's	Volts	PH	Amps	Temp Rise (°F)	CFM	Factory Installed Control Sections	Weight and Dimensions with Packaging (CM)	
									Lbs	W, H, D
USHBX-001	2	6826	208	1	9.6	15	600	Disconnect Switch	45	25,25,11
USHBX-002	2	6826	240	1	8.3	15	600	Disconnect Switch	45	25,25,11
USHBX-003	2	6826	277	1	7.2	15	600	Disconnect Switch	45	25,25,11
USHBX-004	2	6826	480	1	4.2	15	600	Disconnect Switch	45	25,25,11
USHBX-005	2	6826	208	3	5.6	15	600	Disconnect Switch	45	25,25,11
USHBX-006	2	6826	240	3	4.8	15	600	Disconnect Switch	45	25,25,11
USHBX-007	2	6826	480	3	2.4	15	600	Disconnect Switch	45	25,25,11
USHBX-008	3	10200	208	1	14.4	22	600	Disconnect Switch	45	25,25,11
USHBX-009	3	10200	240	1	12.5	22	600	Disconnect Switch	45	25,25,11
USHBX-010	3	10200	277	1	10.8	22	600	Disconnect Switch	45	25,25,11
USHBX-011	3	10200	480	1	6.3	22	600	Disconnect Switch	45	25,25,11
USHBX-012	3	10200	208	3	8.3	22	600	Disconnect Switch	45	25,25,11
USHBX-013	3	10200	240	3	7.2	22	600	Disconnect Switch	45	25,25,11
USHBX-014	3	10200	480	3	3.6	22	600	Disconnect Switch	45	25,25,11
USHBX-015	4	13600	208	1	19.2	30	600	Disconnect Switch	45	25,25,11
USHBX-016	4	13600	240	1	16.8	30	600	Disconnect Switch	45	25,25,11
USHBX-017	4	13600	277	1	14.4	30	600	Disconnect Switch	45	25,25,11
USHBX-018	4	13600	480	1	8.3	30	600	Disconnect Switch	45	25,25,11
USHBX-019	4	13600	208	3	11.1	30	600	Disconnect Switch	45	25,25,11
USHBX-020	4	13600	240	3	9.7	30	600	Disconnect Switch	45	25,25,11
USHBX-021	4	13600	480	3	4.8	30	600	Disconnect Switch	45	25,25,11
USHBX-022	5	17000	208	1	24.1	37	600	Disconnect Switch	45	25,25,11
USHBX-023	5	17000	240	1	20.8	37	600	Disconnect Switch	45	25,25,11
USHBX-024	5	17000	277	1	18.1	37	600	Disconnect Switch	45	25,25,11
USHBX-025	5	17000	480	1	10.4	37	600	Disconnect Switch	45	25,25,11
USHBX-026	5	17000	208	3	13.9	37	600	Disconnect Switch	45	25,25,11
USHBX-027	5	17000	240	3	12.1	37	600	Disconnect Switch	45	25,25,11
USHBX-028	5	17000	480	3	6.1	37	600	Disconnect Switch	45	25,25,11

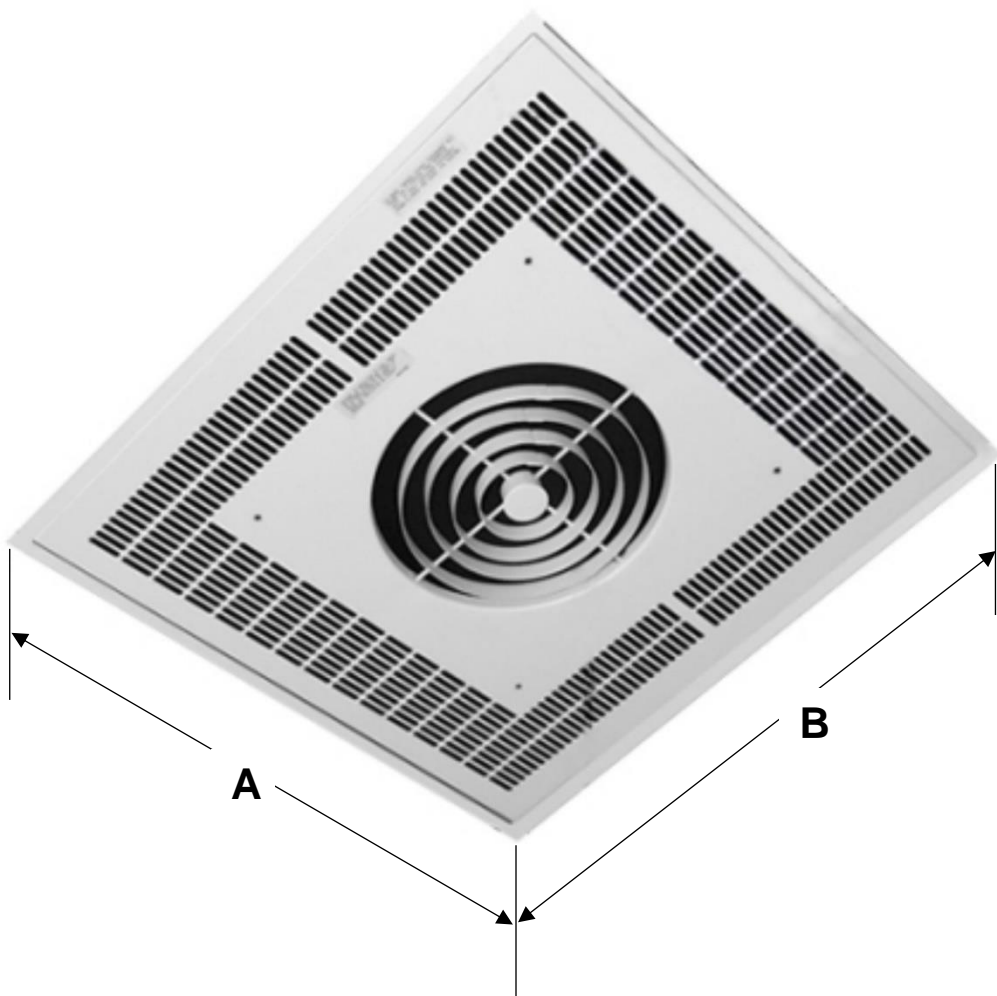


**3480 Series Commercial Fan  
 Forced Recessed Mounted  
 Ceiling Heater with  
 Disconnect Switch**

Data Sheet

Dimensions (in) 3480 Series Commercial Fan Forced Recessed Mounted Ceiling Heater with Disconnect Switch

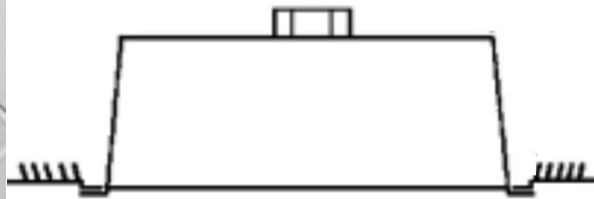

Item #	A	B	C
USHBX-001 a USHBX-012	22	24	10





**3480 Series Commercial Fan  
 Forced Recessed Mounted  
 Ceiling Heater with  
 Disconnect Switch**

Data Sheet



ID	Author	Description Error	Description Update	Supervisor Name
V1	Angela Romero	New Data Sheet	New Data Sheet	Jessica Lorenzo